

Akriti[®]

Simplifying Eye Care

Award Winning Services From All India Ophthalmological Society, 2016



HOT PRODUCTS

www.akriti.co.in

About Us: Akriti is a group of companies based in Hyderabad and engage in eyecare products development, manufacturing and trading facility across India, Asia, Africa, United Kingdom and United States, having its own office in various locations, headed by Dr. Kuldeep Raizada, & Deepa D Raizada who are pioneer in ophthalmic prosthetics graduated from USA. Akriti is located in medical devices park, In Hyderabad spread over 75000 Sft, having facility like R&D, clean room, 3D printing, Plastic injection molding units & Silicone molding units, multi unit edging machines for spectacle fitting.

Vision: To develop world class facility & manufacturer the quality products for the develop & developing world, and affordable for everyone.

Statement: Ensure timely deliver a quality products to everyone.

Our Manufacturing Facility at Hyderabad



ISO & CE Certifications

Test 20/20

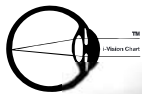

Log Mar Vision Charts

भारतीय भाषा नेत्र परीक्षण दृष्टि चार्ट

i-ETDRS VISION CHART



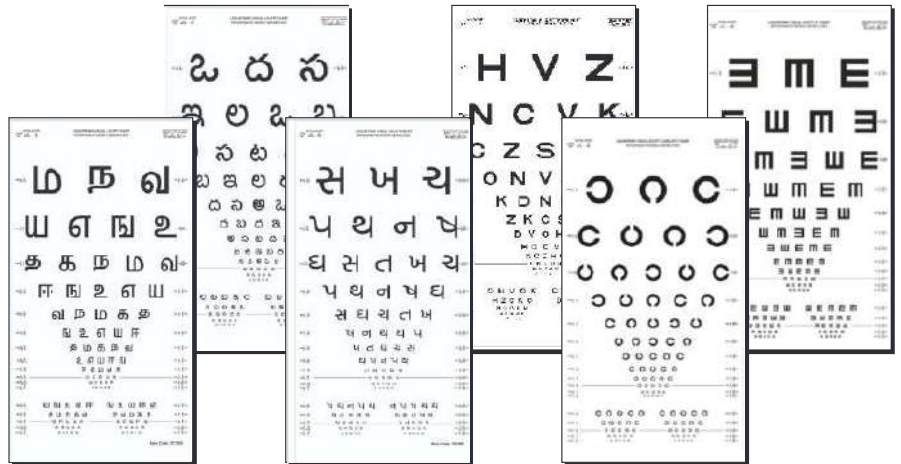
For 4 Meter



j - VISION CHART



For 3 Meter





JAEGAR CHART



Cardiff Cards



HART Chart



Cambridge Acuity Cards




Allen Picture Test




Sheridan Gardiner Chart



OKN Drum



Amsler Book



Amsler book



Amsler viewer



Bernell O Scope



Maddox Wings



MN Reading Chart



FACT Chart



Lancaster Screen



Brightness Visual Acuity



Accommodation Target



Accommodation Target



Accommodation Target



Examination Kit



Lang Cubes




Kay Picture Stick



Lang Stick



Hess Chart



Elbow Rest



Tangent Screen



Opaque Occluder



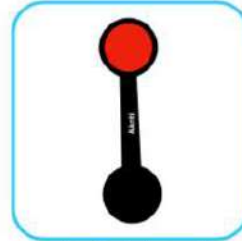
Occluder




Spilmann occluder



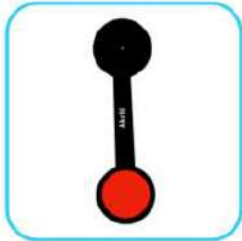
Double Ended occluder



Double Ended occluder



Double Ended occluder



Double Ended occluder



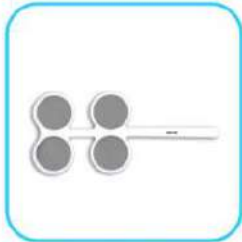
Double Ended occluder



Double Ended occluder



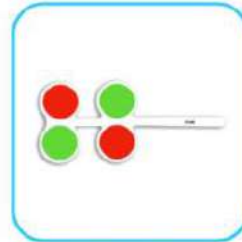
Loragante Occluder



Poloriozed Flipper



Supression Flipper



Red/Green Flipper



Accomodation Flipper Set



Loose Prism Set



Prism Bar Set



Fresnel Prism



Prism Adapter



RISLEY Prism



Vergence Prism



Pelli Prism



Press-on Prism



Press on Optics



Maddox Rod



Jackson Cross Cylinder



Genio Meter



Synptophore



RAF Ruler



Trial Frame



Ped.Trial Frame



Ped Trail Frame



Oculus Trail Frame



Universal Trail Frame



Universal Trail Frame



Lang Stereo



Frisby Stereo Test



Random Dot Test



Stereo Fly Test



Distance Random Stereo




Frisby Davis Stereo FD2




Vecotgram



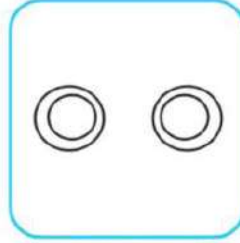
Vecotgram Holder




TNO Test



Close Bucket Stereo Card



Close Bucket Stereo Card



CAT Card



Bangerter Foil



Bi-Nasal Occluder Kit



Poloroid Glasses



Bagolini Glasses




Marsden Ball



Red Green Glass



Coverclude Eye Patch



Chin rest Paper



Worth Three Character



Diplopia Light



Near Worth Four Dot Test



Baren Three Character Test



Eye Shield



Suction Cups



Eye Pads



Eye Drapes



DIAGNOSTICS STRIPS



Eye Loop



Eye Drop Organizer



Bandage Contact Lens



Spectacle Mount Telescope



Monocular Telescope 2.5x



Telescope 4x



Telescope 6x

Low Vision



Pocket Magnifier



Pocket Magnifier



Pocket Magnifier



Pocket Magnifier

Care: +91 99595 41995
Tel: +91 40 2356 9138/48

Member of
MSME
MICRO, SMALL & MEDIUM ENTERPRISES
सूक्ष्म, लघु एवं मध्यम उद्यमिका



sales.akriti.co.in
www.akriti.co.in



Hand Magnifier



Hand Magnifier



Hand Magnifier



Hand Magnifier



Hand Magnifier



Hand Magnifier



Light Filter



Prismatic Glasses



Magnifying Glasses



See TV Glasses



See TV Glasses



Recumbent Glasses



Stand Magnifier



Stand Magnifier



Stand Magnifier




Stand Magnifier



Stand Magnifier



Paper Weight Magnifier



Reading Bar



Field Expanders



Vision Stimuator



Reading Lamp



Reading Stand




Signature Guide



Letter Writer



NOTEX



Typoscope




CCTV Mouse USB



CCTV Mouse Wireless



Low Vision Kit



Amsler Grid



Eye D Video Magnifier



Indigo 4.3" Video Magnifier



Pebble HD 4.3" Video Magnifier



Snow 4.3" Video Magnifier



Eye C Video Magnifier



Eye C - Magnifier



Pebble Video Magnifier



ZOOMAX Video Magnifier



Amigo 7" Video Magnifier

Vision Therapy Kit



Expanded Vision Therapy Starter



Stereoscope For iPad Kit By G-Lab




EYEPORT® II Vision Training System



Accommodative Procedures Kit

i-Series of Intraocular Lens by Akriti
i-lens, i-Edge, i-Clear, i-Fold, i-Phob, i-Phob+



i-Phob+
Hydrophobic Aspheric 360° Square Edge Foldable Intraocular Lens

CE



CORNEA & ANTERIOR SEGMENT



Barron Non - Vacuum Punch
for the donor cornea



Corneal Trephine



Suction Trephine



Artificial Anterior chamber
Model: K20-2125



Artificial Anterior Chamber
Model: ACM.SS
Sizes 6.0



Endothelial Punch
Model: EP



Eye Ball Stand
Model: EB



Teflon Block
Model: TB



Amniotic Membrane



Surgical Marker Sterile



Self Stabilizing Rings
Model: SSR

Capsular Tension Rings



Type 3 12.00mm
Type 4 13.00mm
Type 5 14.00mm



Type 6 (L) 12 mm



Malyuzin ring



Type 8 (L R) 12 mm



Gupta Ring Capsular Tension Segment
Type 10



Lens Glide
Model: LENS-GL



Iris Care
Model: IR-CARE



Capsule Care
Model: CA-CARE



Tension Ring Injector
Model: ECR-INJ



Anterior Chamber Maintainer
Model: ACM

CORNEA & ANTERIOR SEGMENT



Epinucleas Aspirator Probe
Model: EPI-PR



Phaco Practice Eyes
Model: 15187
Phaco Practice Head
Model: 15186



Kitaro Cataract Drylab & Kitaro Cataract Wetlab
Model: K2000



Tissue Adhesive
Model: AMC

0.25 ml



2 ml

For Topical Use Only



Preoperative Keratoscope
Model: PS-K



PVA Spears

Model: PV-S
Pk 50 Pack



Cellulose Spears

Model: CS-S
Pk 50 Pack



Punctum Plugs



Smart Plugs

RETINA & VITREOUS



Backflush Flute Needle with Silicon Tip



Intraocular Magnet



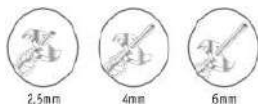
Silicon Tip Cannula



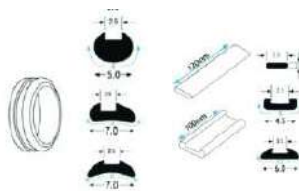
Detachment Forceps



Plug Holding Forcep



Infusion Canula



Silicon Tire

Silicon Band & Sleeve



Vitreotomy Lens Set



Fluorescein Dye



Temporary Keratoprosthesis



Silicone Eye Sphere



PMMA Eye Sphere



CASTROVIEJO Implant



Artificial Eye




Iris Clear Shell



Conformer



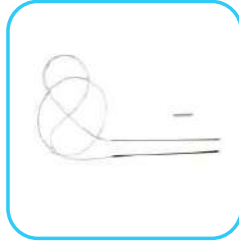
Open Fornix Conformer



Porous Polyethylene Sheets



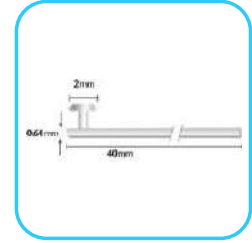
Crawford Intubation Set



Lacrimal Intubation Set



Frontalis Suspension Set



Mini Monaca



Exophthalmometer



Sisler Trepphine



Johns Tube



Gold Weight Implant

Prosthesis Products



Rubber Bowl



Spatula



Metal Flask



Impression Tray

OPHTHALMIC LENSES

NEW



20D Lens



78D Lens



90D Lens



**4-Mirror
Gonio Lens**



Laser Lens



**Iridectomy Yag
Lens**



Mini Quarda

Auto Chart Projector




Specifications	
Easy Controlable	
Type	Snellen compatible charts. Features 33 charts (randomly associated) with 5 different types (Letters, Landolt C, Illiterate E, Numerals, Zinderpartin). 60 different masks.
	high speed chart switching (0.3seconds)
Remote Control	infrared control system
Filter	red/green
Distance of Projection	2.2m-5.5m
Tilting Angle	360°
Halogen Lamp	6V 20W
Battery	1.5
Power Source	AC: 110V AC220V AC240V 50/60Hz
Auto Shut-Off Function	6/12/18/24 minutes
Dimension	210(W)X150(D)X195(H)
ILW	0.6kg
U.W	9.45kg

PD Meter



Phoropter



Vision Drum Motorized



LED Vision Chart

CE

AUTO REFRACTOMETER - KEROTOMETER



AUTO LENSMETER

CE



Retinomax



AL-360



SLK5600M

CE eVO450 SLIT LAMP



Microscope	Galilean
Magnification	5 step: 6.5X, 10X, 16X, 25X, 40X
Eyepiece	WF 12.5X/18mm, diopter adj. ± 5mm
IPD Range	48.5 - 77mm
Slit Length/Width	0 - 12mm
Slit Apertures	0.3, 1, 3, 5, 9, 12mm and continuous 1.5 to 12.0mm
Slit Rotation	0 - 180°
Slit Tilt	20°
Filters	Red free, Cobalt blue, Heat absorbing, Neutral density
Movement Ranges:	
Longitudinal (in/out)	100mm
Lateral (left/right)	107mm
Vertical (up/down)	30mm
Chin Rest Range	80mm
Illumination	5W, LED
Table Base Size	465mm X 316mm
Weight	24kg (packed)
Voltage	100-240V AC
Frequency	50-60 Hz

CE 613600-000 SURGICAL MICROSCOPE

Prima OPH Microscope



SPECIFICATIONS

Type	Galilean
Binocular	Straight
Objective	F=200mm (Optional 250mm, 300mm, 350mm, 400mm)
Eyepiece	12.5x wide field, High eye point
Field of View	Ø60mm to Ø10mm
Magnification (5 steps)	4x, 6x, 9.5x, 15x, 24x
Interpupil adjustment	50mm to 75mm
Diopter adjustment	+6D to -6D
Illumination	Achromatic Dual Beam Shadow Free Spot
Light Source	Could Light through Fiber-Optic light guide
Bulb	Reflector type halogen bulbs 15V 150W
Illumination Field	53mm(Ø)
Light Intensity	80,000 Lux max (At Standard Condition)
Filter	Built in Heat Absorbing Filter (Blue, Green optional)
Total Height (Eyepoint)	Max 1565mm / Min 1165
Fine Focus	Through Rack & Pinion range 45mm (Motorized Optional)
Penta Arm Adjustment	400 mm
Penta Arm Rotation	0° to 240°
Head Swivel	0° to 90°
Mobility	Movable on 4 Castor Wheels
Power Supply	230V 50Hz Single Phase AC
Power Consumption	200 Watts Max
Weight (Approx)	70 kg

DIAGNOSTICS EQUIPMENTS

NEW CE



Retinoscopes



Coaxial Ophthalmoscope



Charger for Welch Allyn Ophthalmoscope Retinoscope



Binocular Indirect Ophthalmoscopes



Pan Optic Ophthalmoscope



Eidolon Hand Held Slit Lamp



Pocket Junior Ophthalmoscope

CE S350 KERATOMETER



Specifications:	
Measurement Range Curvature Radius	5.5~11mm
Dioptor	30~60D
Minimum Division	Radius: 0.02mm, Dioptor:0.25D
Minimum Surface Required	R=5.5mm Φ1.65mm
for Measurement	R=7.5mm Φ2.36mm
	R=11mm Φ3.36mm
Whole Packing Volume	0.264M3
Carton Number	2
Total Weight	46kg

CE 32.010 KERATOMETER



Specifications:	
Measurement Range Curvature Radius	5.5~11mm
Dioptor	30~60D
Minimum Division	Radius: 0.02mm, Dioptor:0.25D
Minimum Surface Required	R=5.5mm Φ1.65mm
for Measurement	R=7.5mm Φ2.36mm
	R=11mm Φ3.36mm
Whole Packing Volume	0.264M3
Carton Number	2
Total Weight	46kg

CE SW-100 HAND HELD KERETOMETER



Specifications:	
Measurement Range	6.5mm~9.5Mm (Curvature Radius)
Precision of curvature radius of cornea	0.1mm (0.5D)
Resolution of curvature radius of cornea	0.02mm(0.1D)
Resolution of axial angel of cornea	0°
Output	Infrared output (IrDA)
Power	500mW±10%
Power supply	3pcs AA batteries

APPLANATION TONOMETER

NEW



TONO-PEN AVIA®
Applanation Tonometer



Specifications

Dimensions	6 1/4" x 3/4" x 1 3/4" (16 x 2 x 4.4 cm)
Weight	2.4 oz (71 g)
Transducer	Micro Strain Gauge
Measurement Range	5 - 55 mmHg
Power Source	TONO-PEN AVIA POWERCEL Battery Pack

REBOUND TONOMETER

NEW



With vertical and horizontal two working modes, wireless output print data. The equipment is used to measure intraocular pressure, using the principle of: the probe hits the surfaces of different hardness at a certain speed, has different reaction when the probe rebounds. Be of advantages of high accuracy, portable, without anesthesia, without the cross-infection etc.

Measuring Range :3mmHg ~ 70mmHg
Measuring Error: ±1.5mmHg(3mmHg≤intraocular pressure≤25mmHg)
±2.5mmHg(25mmHg<intraocular pressure≤70mmHg)

Measurement can go along both in standing and lying posture
Wireless data printing
Easy to learn, easy to use
Lightweight and handy
No anesthesia, avoiding discomfort reaction

APPLATION TONOMETER

NEW



SPECIFICATIONS

- Measuring force : Generated by leverage weight
- Installation : Mountable on peg on microscope.
- Measuring range : 3~75mm Hg
- Measurement : Of the force Impingement on the measuring prism
- divergence : Over a measuring range from 0-58.84 mN
- Standard divergence : 0.49 mN =/< 3 s =/< 1.5 % of rated value
- Reverse span : =/< 0.49 mN
- Power Consumption : DC3V
- Net weight : 0.50kg (without accessories, with batteries)
- Model : 30.010

*Designs and details can be changed without prior notice for the purposes of improvement.



Care: +91 99595 41995
Tel: +91 40 2356 9138/48



sales.akriti.co.in
www.akriti.co.in



MK-III PERKINS HAND HELD APPLANATION TONOMETER

The Perkins has been established for well over 30 years as a 'world standard' for hand held applanation tonometers.

Based on Goldmann principles and utilizing the original Goldmann or Tonosafe disposable prisms, the Perkins combines proven technology with the flexibility of a hand held instrument.

Portable Post-operative, bed-ridden, and pediatric patients have always been difficult to examine by traditional applanation tonometry methods. The Perkins was designed specifically with these patients in mind. Versatile and Accurate Tonometry

The Perkins Tonometer comes standard with a lightweight, compact carrying case, Goldmann Prism and battery operated handle taking four AA size batteries. Accessories include a rechargeable handle and recharging unit and Tonosafe disposable prisms



Surgeon Stool Motorized



Air Lift Stool



Air Lift Stool



Wheel Chair

A-SCAN WITH PACHY-METER

SW-1000AP CE



A Scan (Biometer/Pachymeter)
SW-1000A/P
 A scan probe: 10MHz import small size probe built-in luminotron
 Measurement precision: ±0.05mm; with macula lutea trace function
 Measurement: Anterior chamber depth, lens thickness, vitreous body length, total length and average
 Method of measurement: immersion and contact
 Eye mode: Phakic/Aphakic/Dense/ various IOL
 IOL formula: SRK-II, SRK-T, BINKHORST-II, HOLLADAY, HOFFER-Q, HAIGIS
 Enter the name & ID; easy to check archive
 Output: A scan waveform and IOL calculation sheet

P scan probe: 20MHz, angle of 45 degrees makes easier operation
 Resolution: 5um
 Measuring range: 150um-1500um
 Display: SINGLE mode and MAP mode can display ultrasound waveform when measuring
 Each group is the average of 20 measurements
 Switch between IOP measured value and actual value
 Can input name, ID and operator's name
 Other:
 Large color liquid-crystal screen
 Touch screen input, easy operation
 Curve freezing: Manual/Auto mode, controlled by pedal
 Built-in speed thermal printer

HAND HELD FUNDUS CAMERA

HFC CE




Little Body Large View
 High resolution image and portable
 Non-mydiatric and 2.5mm pupil size
 Real-time wifi transfer



A/B SCAN

SW-2100AB SCANNER



SW-2100 Ultrasound scan - Portable
 Sw-2100 - Ultrasound, Ophthalmic A/B-Scan, Sealed Module
 New Module - Compact & Accurate ultrasound scanner
 Data transmission - Connects to Image Workstation at PC or Laptop
 Output - PDF Format at Standard A4 Printer
 Storage - Images can be saved in PC or Laptop
 Video Review - Video Review of 100 Images
 Mode(s) - B, B+B, B+A, A Mode
 B Probe - Broad spectrum, sealed, frequency-adjustable, magnetic driven noiseless B scan probe

Specifications: SW-2100AB A-Mode / B-Mode

● A-Mode		● B-Mode	
Probe	- 10MHz solid probe, Led illumination	Probe	- 10MHz, Magnetic driven, noiseless
Precision	- ±0.05 mm	Gain	- Optional: 20MHz Probe, for Vitreous Plus Function
Depth	- 15mm - 40mm	Resolution	- 30dB - 105dB
Measuring	- Anterior Chamber Depth, Lens, Vitreous Body length, Total length and Auto calculate average and analysis statistics	Scanning Mode	- Lateral <0.2mm; Vertical <0.2mm
	Measurements: 10 Scanning results for each eye	Measuring Mode	- Sector Scan
IOL Formula	- SRK-II, SRK-T, Binkhorst-II, Holladay, Hoffer-Q, Haigis	Magnification	- Distance, Perimeter and Area
Eye Modes	- Normal / Dense / Aphakic / PMMA / Silicone / Acrylic	Scanning Angle	- Continuous magnification and Real-Time magnification
Display Modes	- B, B+B, B+A and A-Mode	Gray Scale	- 256 Shades
Working Platform	- Windows: XP, VISTA & Windows 7	False Colors	- 12 False colors
		Depth	- 60mm
		Display Modes	- B, B+B, A+B, A
		Movies	- Movie review, 100 Images, AVI or JPG Image output
		Output	- PDF Case Report, connect to standard A4 Printer

HSL

DIGITAL HAND HELD SLIT LAMP



- High magnification and real-time display
- High definition image and stable performance
- Easy operation, fast and smooth capture
- Professional optical design and large view



Product Technical Parameters

- First portable digital slit lamp
- With Wifi function and Micro SD memory card
- White LED illumination
- Easy one-handed operation and excellent portability

PARAMETER	UNIT	PARAMETER	UNIT
WAVELENGTH	nm	FIELD OF VIEW	mm
RESOLUTION	lines/mm	DEPTH OF FIELD	mm
SLIT WIDTH	0.22mm (variable)	TRAY SIZE	mm
SLIT LENGTH	4.2mm, 5.0mm, 5.8mm, 6.6mm	STORAGE	Micro SD card
SLIT TYPE	Fixed angle slit, Bevel, Parallel	DISPLAY	LED, LCD, AVI, MP4
SLIT COLOR	Blue, Green, Red, Yellow	POWER	3.7V 1000mAh
SLIT POSITION	Adjustable	WEIGHT	1.2kg
SLIT SPEED	Adjustable	SIZE	140mm x 100mm x 100mm
SLIT LOCK	Adjustable	PACKAGE	1 unit in 1 box
SLIT RELEASE	Adjustable		

Care: +91 99595 41995
 Tel: +91 40 2356 9138/48



sales.akriti.co.in
 www.akriti.co.in

AUTOMATIC PERIMETER

APS-6000C **CE**



Model : PM08
Inbuilt PC Model



Model : PM06
Supplied without PC

Specification:

Stimulator Screen: Hemispherical bowl, radius 30cm integrated
 Stimulus Source: Light emitting diode, wave length 580nm-650nm
 Stimulus Size: 2mm
 Stimulus Intensity: 2.5-1000 (asb)
 Stimulus Duration: Adjustable 0.2 to 2 seconds
 Stimulus color: yellow, red
 Stimulus step: total 27 step 1
 Patient Response Time: Adoptive to patient, adjustable 0.2 to 2 seconds
 Minimum inter-stimulus delay: Adjustable 0.2 to 2 seconds
 Background illumination: 4(asb)
 Test lens Diameter: 35mm
 Central sign diameter: 3mm
 Stimulus points: 144(0-60°), 72(0-30°), 72(60-90°), 61(0-10°red), 114(Blind spot)
 Chin rest moving range: vertical 70mm, horizontal 90mm

Fixation Method: Automatic monitoring with two options. Available blind spot method, Eye tracking method. In both methods, fixation errors are to be immediately announced by visual and audible warnings. The standard video camera should provide visual of the patient's eye for additional monitoring.

Strategies: Estimative test, Qualitative test, Auto threshold, Fast threshold, Full threshold, Esterman test and other popular mode
 Test Range: Default test(0-60°), Yellow spot test (central 0-10°), Central 0-30°test, Quadrant test, Peripheral test (60-90°), Blind spot test, Custom test
 Stimulator unit dimensions: 68 x 76 x 50cm (HxWxD)
 Stimulator unit weight: 25 KG approx
 Stimulator unit power requirements: 220V AC 50-60Hz
 You needn't use the keyboard and mouse by touchscreen with professional handwriting software--It is very convenient for you!

Software interface:

Software window	Eye-tracking	Parameter setup
0-60 degree image	60-90 degree image	0-90 degree image
Smoothed image	Colour image_	3D image
Database inquiry	Report data	



i-Lux Examination Unit™

Made in India for Ultimate Luxury in Eye Care



Upgrade your
Class

Colours



Chair:
Elevation Strokes: 200mm
Back Stroke: 100mm
Seat Height: 480 to 580mm
Inclination of Back Seat: 180°
Rotation: 180°
Power Source: 220V Ac 50HZ
* Optional: 110V
Power Consumption: 660VA
Load Capacity: 230Kg

Unit:
Power Supply: 0 to 15V
Loaded Weight: 30Kg
Height from Floor: 900mm
Table Top Size: 810X405mm
Trial Lens Tray Size: 525X345X50
Light Pole Length: 1100mmX42mm
Triple Fuse protection: Yes
Power Source: 220V AC/110V AC
Max Area Required: 1500 mmX2000mm

Doctor Chair:
With lumbar support for long comfort
Optional colors for chairs

Patient Seat:
Double cushion
100% Leather
Easy to clean
Long durable,
Extra Large size for the
big sized patients

Power Plugs:
6 Power plugs for additional
products or instrument to be mount
5 Years warranty

- Sliding Table accommodates Two Instruments and Provides with 90° rotation.
 - Hand operated phoropter arm can swing up and down, left and right.
 - Reclining chair can smoothly lift up and down, forward and backward with no noise.
- Tabletop Size: 890X405mm
Table Rotating Range: 90°
Table Sliding Range: 335mm
Swing Arm Oscillation Angle: ±35°
Chair Elevation: 540-690mm
Chair Loading: 200-250kg
Chair Roation range: 60°
Chair Backrest obliquity: 160°
Lamp: LED/Halogen optional
Weight: 280kg
Operated System: IOS, Android
Device: Iphone, Mobile, IPad, Labtop
Docking: Iphone6, 6s, Samsung
Drawer: 3



CE 492 OPERATION TABLE

Ergonomic Operation Table
With Built-In Oxygen Inlet Tube. Side Tray, IV Pole



SPECIFICATIONS	Height Range min./max.	640mm./870mm.	Base size	825mm/ 520mm.
	Lifting Speed	8mm / s	Input tension	230 V 50/60 Hz
	Total Length	1880mm.	Weight Capacity	135 Kgs.
	Total Width	690mm.	Gross Weight	115 Kgs.

CE 491 OPHTHALMIC REFRACTION UNIT



Features :

- Fully Automatic Operation
- CE Certified Noiseless German Motors For up, down & Reclining
- Easy to Operate
- Excellent Quality & Well Rounded Design
- Long Life
- Adjustable Foot Rest
- Optimal Utilization of Space
- Maximum Patient Comfort
- Available in Right Handed & Left Handed Design

Standard Colors :



Note: Specifications and designs are subject to change without prior information, as per emerging market demands.

Unit

Power Supply	: 0, 1.5, 2.5, 3.4, 6.7, 5.9 & 12V
Loaded Weight	: 30 Kg on right & left side
Height from the floor	: 900mm
Table Top size	: 810mm X 405mm
Trial Lens Set Tray Size	: 525mm X 345mm X 50mm
Light Pole Length	: 1100mm X 42mm
Prescription Table	: 400mm X 400mm
Retinoscope / Ophthalmoscope	: Voltage Range 0, 4, 5, 6, 7, 9 & 12V From 2AMP Transformer
Fuse	: Slow Blow Type
Power Source	: 220V AC
Max. Area Required	: 2400 X 1430
Total Net Weight of Chair & Unit	: 240 Kgs

Chair

Elevation Strokes	: 200mm
Seat Height	: 480mm to 580mm
Inclination of Back Rest	: 90 to 180 Degree
Rotation	: 180 Degree
Power Source	: 220 V AC 50 Hz
Power Consumption	: 660 VA
Load Lifting Capacity	: 200 Kg.

Member of



Care: +91 99595 41995
Tel: +91 40 2356 9138/48

sales.akriti.co.in
www.akriti.co.in

MISCELLANEOUS



Crash Cart
MI-39



LED Operation Theatre
Surgical Lights
994829



Mayo Surgical Trolley
A4S25



Vertical Autoclave
994489

Surgical
Instrument Tray
S0161



Sterilisation
Indicator Tape
916729



Eye Shields
Green 994908
Clear 916297
White 916298



Laser Eye Shields
LES-P-ND



MICRO SURGERY SETS

Cataract Set with IOL Implantation Set Set of 13 Instruments



1. ST0030 Tying forcep straight
2. ST0036 Tying forcep curved
3. ST0054 McPherson forcep angled
4. ST0060 Capsulorhexis Forcep straight
5. ST0087 Lims Forcep
6. ST00114 Fixation Forcep
7. ST00117 Rectus Forcep toothed superior
8. ST00312 Barraquer Needle Holder
9. ST00240 Corneal Universal Scissor Curved
10. ST00204 Repositor Single ended
11. ST00207A Repositor cum Spetula double ended
12. ST00210 Sinsky Hook extra fine single ended
13. ST00219 I.O.L. Manipulator ball ended

Cataract Set Set of 6 Instruments



ST0030 ST00312
ST0054 ST00240
ST0087 ST00210

Cataract Set Set of 4 Instruments



ST0030 ST0087
ST0054 SST312

Phaco Set Set of 4 Instruments



ST0030 ST00222
ST0033 ST00243

Care: +91 99595 41995
Tel: +91 40 2356 9138/48

Member of
MSME
MICRO, SMALL & MEDIUM ENTERPRISES
विद्यया, कर्मणु विदुः षड्विधा युजते



sales.akriti.co.in
www.akriti.co.in

iWEAR

Akriti Offers wide range of iWEAR Series of Spectacle Frame with High Quality TR-90 Material for long lasting and allergy free, Made from 100% Pure TR-90 Material.



iREAD

Akriti Offers wide range of Single Near Vision Reading Glasses for High Definition image quality with ISO Standard for people Near Vision Problems.

Model No	Power
IR0100	+1.00D
IR0125	+1.25D
IR0150	+1.50D
IR0175	+1.75D
IR0200	+2.00D
IR0250	+2.50D
IR0275	+2.75D
IR0300	+3.00D



iBOX

Akriti iBOX are made from polypropylene, with high class purity, for protecting of glasses, and eye wear. Multi color options are available



i-BOX



- Made from Virgin Plastic
- Padded with 1 mm Foam
- Top and bottom for safety of Glasses
- Mass Packing
- OEM Available



i-BOX



- Made from Virgin Plastic
- Padded with 1 mm Foam
- Top and bottom for safety of Glasses
- Mass Packing
- OEM Available

i-FRAME



•CUSTOM PRINTED FRAME, WITH CUSTOM POWER FITTED AVAILABLE

Care: +91 99595 41995
Tel: +91 40 2356 9138/48

Member of
MSME
MICRO, SMALL & MEDIUM ENTERPRISES
सूक्ष्म, लघु एवं मध्यम उद्यम



sales.akriti.co.in
www.akriti.co.in

Dr Raizada i-SAFE Protection Shield™



All Design are Copyright and Protected under the Intellectual proprietary of Akriti, Any Copy of the design or replica for use without any permission is a legal violation of rights,



i-SAFE Post Operative Glasses

Shade: S1



- Protect from Eye Infection
- Anti Fog
- Breathable
- Perfect for Post Operative use
- Post Eye Dilation can be used
- Shatter proof
- Can be worn over the Glasses
- Prefect for fitting over most prescription lens
- Added feature of vents that keep the glasses from fogging
- The goggles are uv protected.impact resistant lens, sideshield protection
- Can be used while riding motorcycles, Impact Resistant Lens, Also Be Used As Bike Driving Goggles, Crystal Clear Vision

BS EN166: 2002 Compliance

Care: +91 99595 41995
 Tel: +91 40 2356 9138/48

Member of
MSME
 MICRO, SMALL & MEDIUM ENTERPRISES
 सूक्ष्म, लघु एवं मध्यम उद्यम



sales.akriti.co.in
 www.akriti.co.in

i-SAFE Post Operative Glasses

Shade: S2



- Protect from Eye Infection
- Anti Fog
- Breathable
- Perfect for Post Operative use
- Post Eye Dilation can be used
- Shatter proof
- Can be worn over the Glasses
- Prefect for fitting over most prescription lens
- Added feature of vents that keep the glasses from fogging
- The goggles are uv protected.impact resistant lens, sideshield protection
- Can be used while riding motorcycles, Impact Resistant Lens, Also Be Used As Bike Driving Goggles, Crystal Clear Vision

BS EN166: 2002 Compliance

Care: +91 99595 41995
 Tel: +91 40 2356 9138/48

Member of
MSME
 MICRO, SMALL & MEDIUM ENTERPRISES
 सूक्ष्म, लघु एवं मझम उद्योग



sales.akriti.co.in
 www.akriti.co.in

i-SAFE Post Operative Glasses

Shade: S-3



- Protect from Eye Infection
- Anti Fog
- Breathable
- Perfect for Post Operative use
- Post Eye Dilation can be used
- Shatter proof
- Can be worn over the Glasses
- Prefect for fitting over most prescription lens
- Added feature of vents that keep the glasses from fogging
- The goggles are uv protected.impact resistant lens, sideshield protection
- Can be used while riding motorcycles, Impact Resistant Lens, Also Be Used As Bike Driving Goggles, Crystal Clear Vision

BS EN166: 2002 Compliance

Care: +91 99595 41995
 Tel: +91 40 2356 9138/48

Member of
MSME
 MICRO, SMALL & MEDIUM ENTERPRISES
 सूक्ष्म, लघु एवं मध्यम उद्यम



sales.akriti.co.in
 www.akriti.co.in

i-SAFE Night Vision Glasses

Shade: S4



- Protect from Eye Infection
- Anti Fog
- Breathable
- Night Vision Enable
- Optical Clear
- Shatter proof
- Can be worn over the Glasses
- Prefect for fitting over most prescription lens
- Added feature of vents that keep the glasses from fogging
- The goggles are uv protected.impact resistant lens, sideshield protection
- Can be used while riding motorcycles, Impact Resistant Lens, Also Be Used As Bike Driving Goggles, Crystal Clear Vision

i-SAFE Clinical Safety Glasses

Shade: S5



- Protect from Eye Infection
- Anti Fog
- Breathable
- Optical Clear
- Shatter proof
- Can be worn over the Glasses
- Prefect for fitting over most prescription lens
- Added feature of vents that keep the glasses from fogging
- The goggles are uv protected.impact resistant lens, sideshield protection
- Can be used while riding motorcycles, Impact Resistant Lens, Also Be Used As Bike Driving Goggles, Crystal Clear Vision



BS EN166: 2002 Compliance

Dr Raizada i-SAFE Face Shield™



Technical Specifications :

Made with light weight material
Available with 175 Micron & 300 Micron

Hand Band, easy to fit
Made with Antifog PP Sheets

Optical Clear

Anti scratch

Can be reusable/ Disposable

One size fit to all

Pk/10



Member of



Akriti[®]

Simplifying Eye Care

Akriti Oculoplasty Logistics

ISO 9001 : 2008 Certified Company & CE Certified Products

M34, M35, M36, Medical Devices Park, Exit No #4, Industrial Development Area Bollaram, Sultanpur, Hyderabad-502319, Telangana State, India.

Tele : +91 40 2356 9138/48

Fax : +91 40 2356 2729

Care : +91 99595 41995

E-mail: sales@akriti.co.in

oculoplasty.logistics@gmail.com

Web : www.akriti.co.in